



National Turbine



Corporation



Vacuum Hoses, Tools and Accessories

National Turbine Corporation prides itself on having one of the widest ranges of hoses and tools available, to meet the critical demands of almost any industry.

We offer many tools to fit systems offered by a wide range of manufacturers, and have special tools for unique applications that are not listed in this catalog.

Our complete range of vacuum producers, filter tanks, accessories, vacuum tubing and fittings and inlet valves offer a fully operational vacuum system for handling any product.

Our engineering staff will be pleased to assist you in finding the right product to meet your vacuum cleaning needs.

For orders or assistance, please call us toll free at 888-293-7434 or contact your local representative listed below.

National Turbine Corporation
374 Northern Lights Drive
Syracuse, NY 13212


888-293-7434 - 315-455-5591
fax 315-455-5545

visit us at www.nationalturbine.com for information or to order on-line

VACUUM HOSES

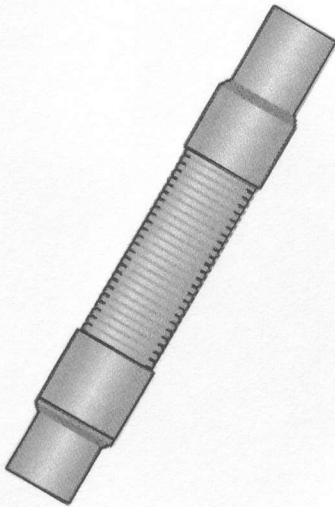
National Turbine carries a wide assortment of vacuum hoses , designed to meet the most demanding industrial and commercial vacuum applications.

TCSD SERIES - Our most popular hose for commercial and industrial applications. PVC hose with a bonded outer helix resists crushing. Very smooth bore for maximum air flow. STATIC DISSIPATING chemicals are added to the resin during manufacture to help eliminate static build up.



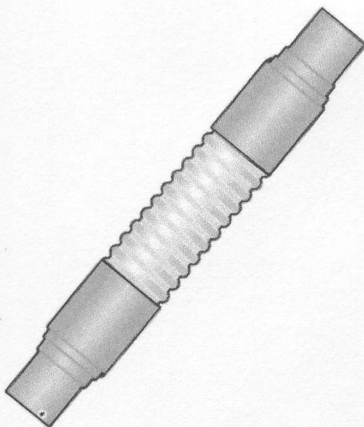
- 15TCSD15 - 1 1/2" X 15 FOOT
- 15TCSD25 - 1 1/2" X 25 FOOT
- 15TCSD50 - 1 1/2" X 50 FOOT

Medium series plastic hose is suitable for general commercial and industrial applications handling non abrasive materials.



- 710F 1 1/2" X 10 FOOT
- 715F 1 1/2" X 15 FOOT
- 725F 1 1/2" X 25 FOOT
- 750F 1 1/2" X 50 FOOT
- 7710N 2" X 10 FOOT
- 7715F 2" X 15 FOOT
- 7725F 2" X 25 FOOT
- 7750F 2" X 50 FOOT

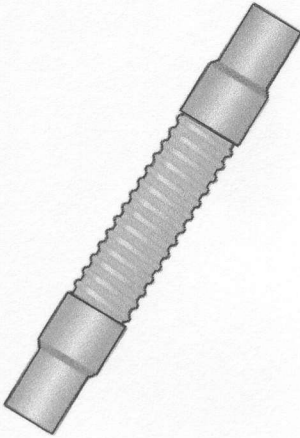
Heavy duty PVC hose is clear with a reinforcing plastic helix. Very smooth bore minimizes material build up. Excellent for handling larger amounts of material. (Also available with molded in static conductive wire - please contact factory)



- 710 M 1 1/2" X 15 FOOT
- 715 M 1 1/2" X 15 FOOT
- 715 M 1 1/2" X 25 FOOT
- 750 M 1 1/2" X 50 FOOT
- 7710M 2" X 10 FOOT
- 7715M 2" X 15 FOOT
- 7725M 2" X 25 FOOT
- 7750M 2" X 50 FOOT

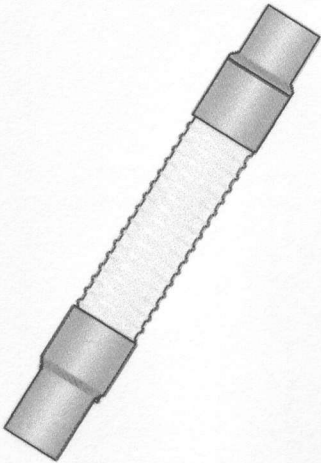
VACUUM HOSES

Multi purpose, wire reinforced hose is extremely flexible- walls are reinforced with a synthetic yarn for extra durability.




710N	1 1/2" X 10 FOOT	7710N	2" X 10 FOOT
715N	1 1/2" X 15 FOOT	7715N	2" X 15 FOOT
725N	1 1/2" X 25 FOOT	7725N	2" X 25 FOOT
750N	1 1/2" X 50 FOOT	7725N	2" X 25 FOOT

Urethane hose with wire reinforcement offers high resistance to abrasion, puncture and tears. Resistant to many chemicals and oils, it offers a wider range of operating temperatures (-40F to + 200F) than others materials



710U	1 1/2" X 10 FOOT
715U	1 1/2" X 15 FOOT
725U	1 1/2" X 25 FOOT
7725U	2" X 25 FOOT
77725U	3" X 25 FOOT

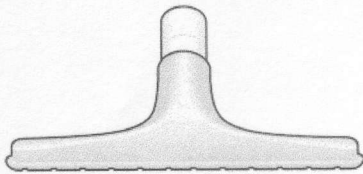
Neoprene rubber hose with wire reinforcement- Molded cuff on each end. For industrial environments requiring maximum abrasion and oil resistance.



510	1 1/2" x 10 FOOT
510SW	1 1/2" X 10 FOOT WITH STATIC WIRE
515	1 1/2" X 15 FOOT
515SW	1 1/2" X 15 FOOT WITH STATIC WIRE
525	1 1/2" X 25 FOOT
525SW	1 1/2" X 25 FOOT WITH STATIC WIRE
5510	2" X 10 FOOT
5510SW	2" X 10 FOOT WITH STATIC WIRE
5515	2" X 15 FOOT
5515 SW	2" X 15 FOOT WITH STATIC WIRE
5525	2" X 25 FOOT
5525SW	2" X 25 FOOT WITH STATIC WIRE

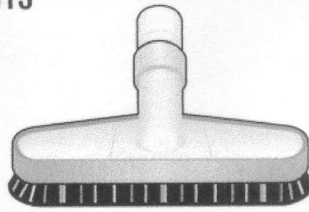
VACUUM TOOLS - HEAVY DUTY METAL CONSTRUCTION INDUSTRIAL GRADE - FOR 1 1/2" VACUUM HOSES

304



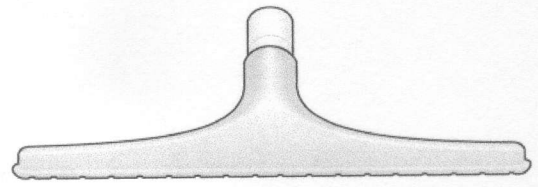
12" Gulper tool

313



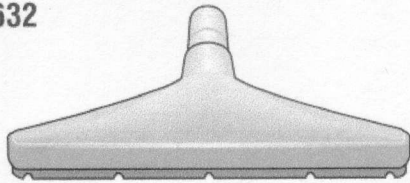
9" Wall and stair horsehair brush

318




18" Gulper tool

632




14" Felt bladed for hard wood, marble and polished floors

633



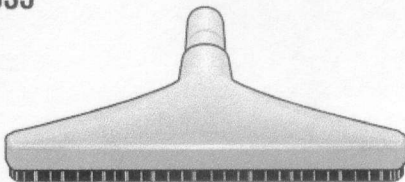
14" Rubber/fabric bladed squeegee for rough surface floors

634




14" Fibre bladed for rough and abrasive surfaces

635



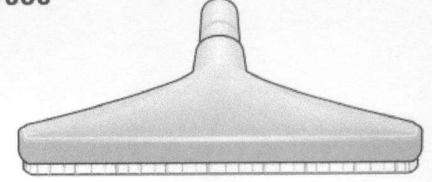
14" Nylon floor brush

635H




14" Horsehair floor brush

636




14" Tampico bristle floor brush

641



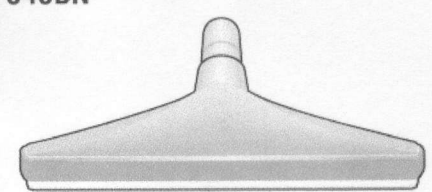
14" Grey neoprene rubber single blade squeegee

645



14" Neoprene rubber double bladed squeegee

645BN



14" White Buena-N rubber double bladed squeegee

311



15" Chrome steel

317



15" Chrome steel


611A1



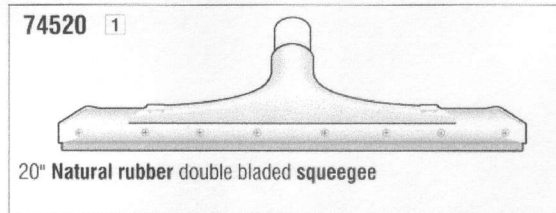

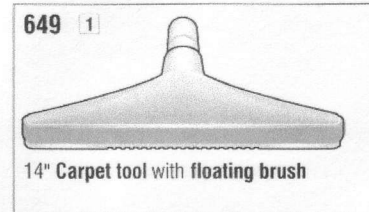
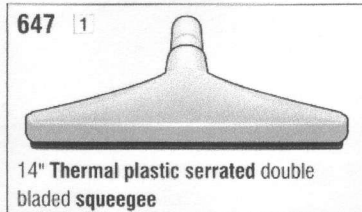
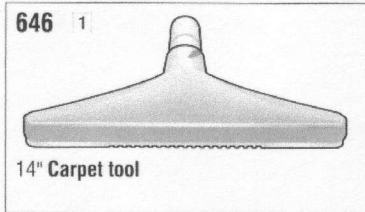
11" Aluminum

624A1

24" Aluminum

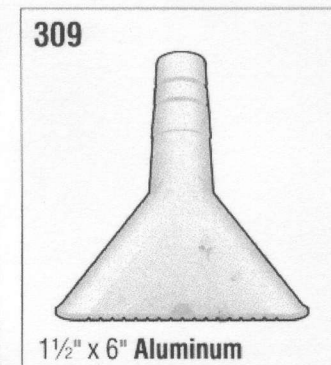
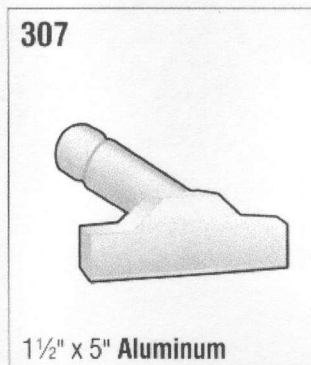
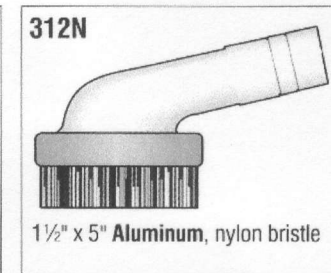
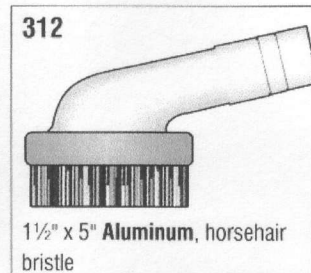
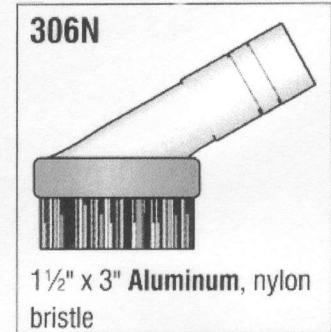
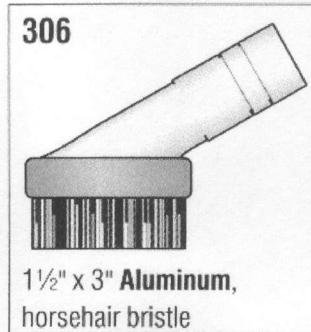


VACUUM TOOLS - HEAVY DUTY METAL CONSTRUCTION INDUSTRIAL GRADE - FOR 1 1/2" VACUUM HOSES



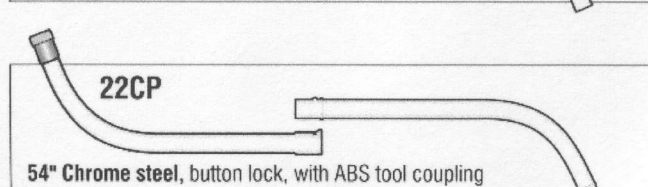

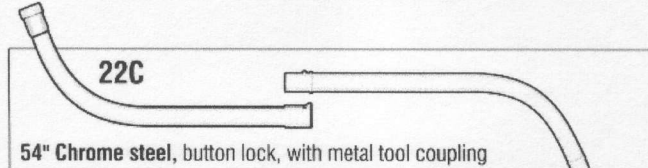
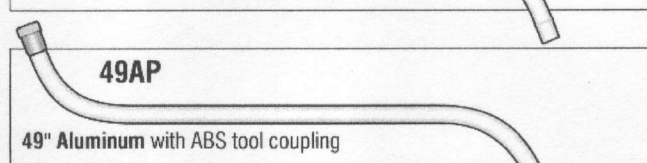
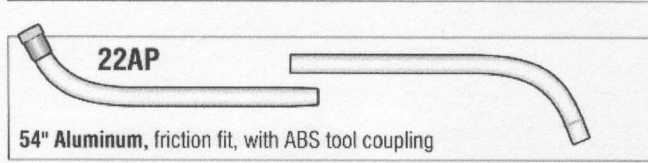
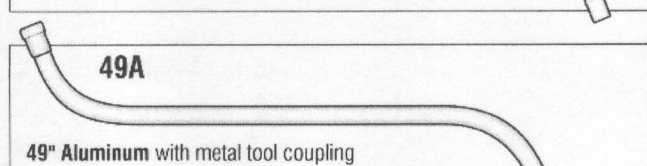
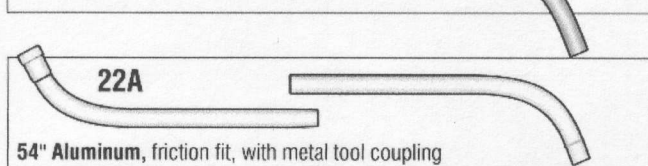
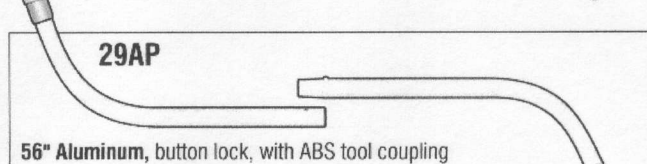

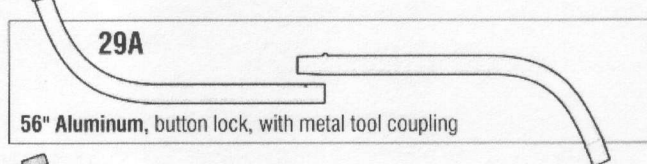
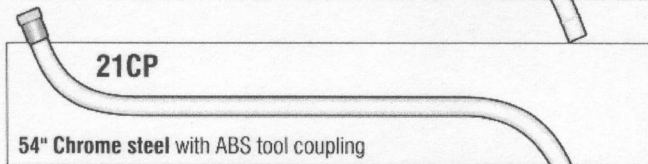
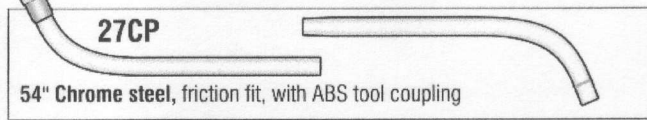

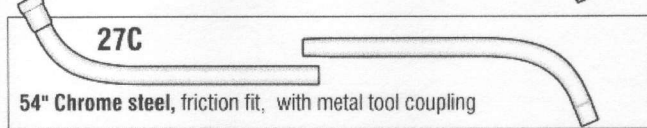
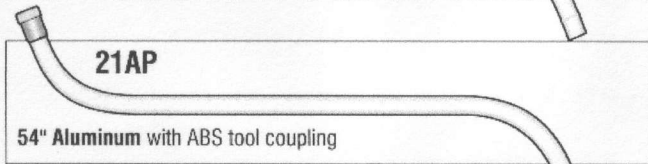
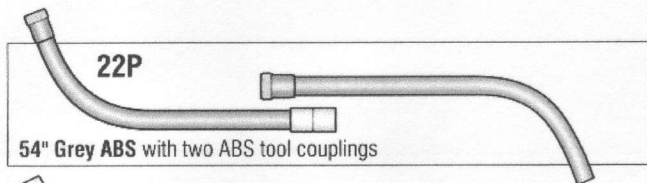

Replacement Parts

- 3001B Squeegee blade for 3001, 641
- 3002B Squeegee blade for 3002
- 3004B Nylon bristle for 3004
- 313B Horsehair bristle for 313
- 632F Felt blade set for 632
- 633B Rubber/fabric blade set for 633
- 634B Fibre blade set for 634
- 635B Nylon bristle for 635
- 635BH Horsehair bristle for 635H
- 645A Hold down strip for 632, 633, 634, 645, 647
- 645BNSB Squeegee blade set for 645BN
- 645C Hold down clip for 632, 633, 634, 645, 647
- 645SB Squeegee blade set for 645
- 646BU Bumper for 632 through 649
- 647SB Squeegee blade set for 647
- 649BN Nylon brush strip for 649
- 649C Clip for 649
- 649SP Spring for 649
- 650BR Nylon bristle set for 650
- 650SB Squeegee blade set for 650
- 745SB Squeegee blade set for 74520



FLOOR WANDS

THESE WANDS FIT ALL STANDARD 1 1/2" TOOLS IN THIS CATALOG



Replacement Parts


- 21NA** Metal tool coupling nut
- 21NP** ABS tool coupling nut
- 21R** Metal ring

**EXTENSION WANDS AVAILABLE - CONTACT THE FACTORY
AT 888-293-7434 OR YOUR AREA REPRESENTATIVE**

ABS FLOOR TOOLS


High Density ABS floor tools are excellent for light to medium duty commercial and industrial applications at a lower cost than metal attachments

521 1




14" Smooth face carpet tool

522 1



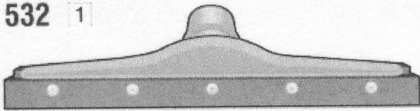
14" Slotted face carpet tool

531 1



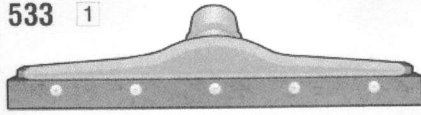
14" Single strip nylon floor brush

532 1



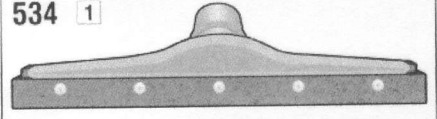
14" Felt bladed for hard wood, marble and polished floors

533 1




14" Rubber/fabric bladed squeegee for rough surface floors

534 1



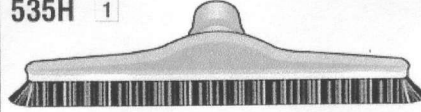
14" Fibre bladed for rough and abrasive surfaces

535 1



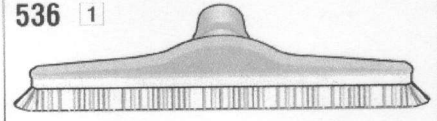
14" Nylon floor brush

535H 1




14" Horsehair floor brush

536 1




14" Tampico bristle floor brush

545 1



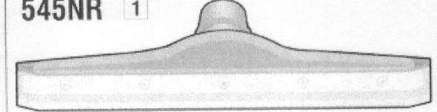
14" Neoprene rubber double bladed squeegee

545BN 1




14" White Buena-N rubber double bladed squeegee

545NR 1



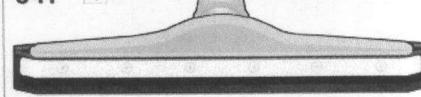
14" Natural rubber double bladed squeegee

546 1



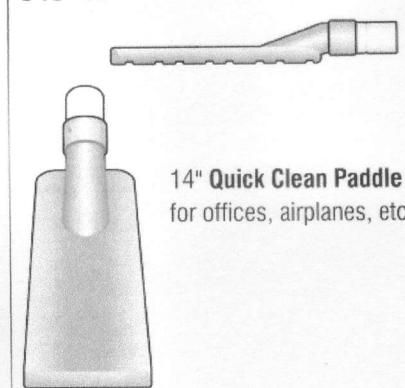
14" Scalloped face carpet tool

547 1




14" Thermal plastic serrated double bladed squeegee

548 1



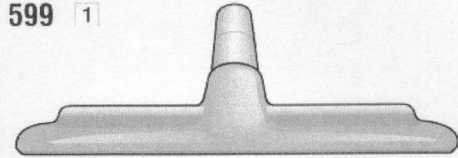
14" Quick Clean Paddle for offices, airplanes, etc.

598 1



11" Bare floor and rug tool with adjustable brush

599 1



16" Bare floor and rug tool with adjustable brush

Replacement Parts

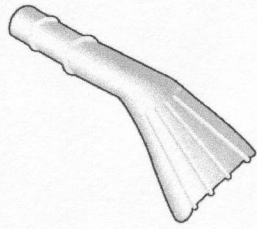
- 522B Bumper for 521, 522, 531, 546
- 531B Nylon bristle strip for 531
- 532F Felt blade for 532
- 533F Rubber/fabric blade for 533
- 534F Fibre blade for 534
- 535B Nylon bristle for 535
- 535C Hold down clip for 535, 535H, 536
- 535BH Horsehair bristle for 535H

- 536B Tampico bristle for 536
- 545SB Squeegee blade set for 545
- 545A Hold down strip for 532, 545, 545BN, 545NR
- 545BNSB Squeegee blade set for 545BN
- 545NRSB Squeegee blade set for 545NR
- 545S Screw for 532, 545, 545BN, 545NR, 547
- 547SB Squeegee blade set for 547
- 547A Hold down strip for 547

- 598B Brush strip for 598
- 598G Adjustment lever for 598
- 599B Brush strip for 599
- 599G Adjustment lever for 599
- 599H Support sleeve for 598, 599
- 599N Adjusting knob for 598, 599
- 599S Screw for 598, 599
- 599SP Spring for 598, 599

SPECIAL APPLICATION TOOLS


319



1 1/2" x 4 1/2" Orange nozzle for upholstery and car wash

The standard for the car rental and car wash industries, this tool is equally at home in any carpet or upholstery cleaning application

506 1



1 1/2" x 5" Grey ABS

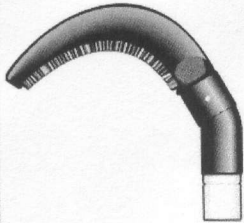
A medium duty ABS tool for upholstery or surfaces, the slide on brush provides added cleaning versatility

506B



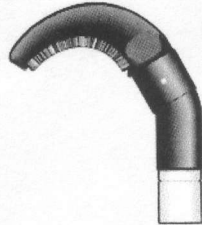
Slide on brush for 506

401UE4B-2



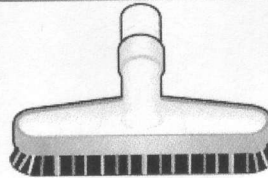
Black plastic, to clean pipes 4" to 8" diameter,

403UE4B-2




Black plastic, to clean pipes 1" to 4" diameter,

313




9" Aluminum wall and stair horsehair brush,

8801PR




10" Grey plastic wall and ceiling brush

611F



11" Grey plastic, taper fit

617F



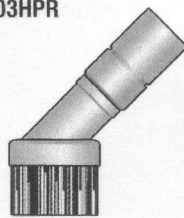
17" Grey plastic, taper fit

628F

28" Grey plastic, taper fit

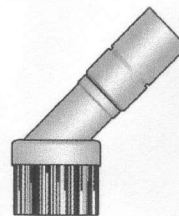


503HPR




1 1/2" x 3" Grey plastic, horsehair bristle, fits 1 1/2" hose

603PR



1 1/2" x 3" Grey plastic, .010 nylon bristle, fits 1 1/2" hose

INLET VALVES AND ADAPTERS



Over time, the springs and gaskets on the inlet valves installed on your central vacuum system begin to deteriorate.

Leaking inlet valves seriously degrade system performance.

For best system performance, change damaged valves as soon as they are detected.

IV-150 INLET VALVE
HA- 150 ADAPTER

1 1/2" INLET VALVE X 2" MALE PIPE THREAD
1 1/2" VACUUM HOSE TO 1 1/2" INLET VALVE ADAPTER

IV-180 INLET VALVE
HA-180 ADAPTER

1.8" INLET VALVE (WITH HOOKED COVER) X 2" MALE PIPE THREAD
1 1/2" VACUUM HOSE TO 1.8" INLET VALVE ADAPTER
(SHOW ABOVE)

IV-200 INLET VALVE
HA-200

2" INLET VALVE X 2" MALE PIPE THREAD
2" VACUUM HOSE TO 2" INLET VALVE ADAPTER

INLET VALVES ARE AVAILABLE IN DIE CAST ZINC, NICKEL PLATED ZINC AND STAINLESS STEEL CONTRUCTION